

BUNTS SANGHA'S
S.M.SHETTY COLLEGE OF SCIENCE, COMMERCE AND MANAGEMENT STUDIES, POWAI.
NAAC ACCREDITED 'A' GRADE
IMC RBNQA CERTIFICATE OF MERIT 2019

Student Enrichment Activity Approval Form 2021-22

Department: Department of Information Technology

Program: "Certificate course on Microsoft Office Skills"

Objectives:

- Learn essential skills in graphics software
- Learn to make creative designs
- Certificate on completion

Resource Persons:

Mr. Karan Bhoir- Asst. Manager, Lokmat Media Pvt. Ltd., Social Media Platform

Date: 25th March -10th April 2022

Time: 4 Pm-6Pm (No of Hours - 30hrs)

Venue: Zoom

Cost/Budget: 35000/-

Proposed by: Asst. Prof. Sheetal Khanore



Coordinator



Principal

Whatsapp message for registration

Dear IT mates!

🔊 **DON'T MISS THIS OPPRTUNITY TO FIND THE CREATIVITY IN YOU!**

Get to learn, how to enhance and upgrade your Skills

The Department of Information Technology of Bunts Sangha's S.M. Shetty College of Science, Commerce and Management Studies is offering a Certificate Course on

📁 Digital Design 📁

Open for all the Departments

🔥 Objectives 🔥

- Learn essential skills in graphics software
- Learn to make creative designs
- Certificate on completion

Course Highlights 📌:

You get to learn-

1. Photoshop
2. Illustrator
3. InDesign

All this at a minimal cost of

☐ Rs. 500/- Only! ☐

The course will be conducted online, on Zoom App

Course Duration: 30 - 35 hours ☐

Date: 2nd March ,2022 ☐ ☐

Registration link: <https://forms.gle/AyraiYBEfiErEaUV9>

Resource Person:

Mr. Karan Bhoir- Asst. Manager, Lokmat Media Pvt. Ltd., Social Media Platform

Contact person:

Asst. Prof. Sheetal Khanore-7977245886



Bunts Sangha's
SM Shetty College Of Science, Commerce &
Management Studies, Powai, Mumbai- 76
Permanently Affiliated to University of Mumbai
NAAC Accredited 'A' Grade
IMC RBNQ CERTIFICATE OF MERIT 2019
ISO 21001:2018 Certified

it



FEES:
₹ 500

DURATION:
30 to 35
Hours

DEPARTMENT OF INFORMATION TECHNOLOGY
Presents

Digital Design

Certification course

Learn Photoshop, Illustrator, InDesign
MODE: Online

Open for all Department Students

Resource Person:

Mr. Karan Bhoir- Asst. Manager, Lokmat
Media Pvt. Ltd., Social Media Platform

Contact person:

Asst. Prof. Sheetal Khanore 7977245886

Registration link:

B. Sc (Information Technology)		Course Code:	
Course Name: Digital design		SMSITC004	
Total Lectures (1 Hr per lecture)		30	
Evaluation System	[Final Score will be average of I and II] or best of two	Hours	Marks
	MCQ Examination I One Assignments on per module(average and convert out of 50)	1 Hr.	100(Exam) 50(Assignment)

Course Objectives:

1. To understand the use basic functions images editing, Manipulating layers, image mapping, resolution concepts.
2. To apply mage effects through mask, layered editing.
3. Understanding Adobe Illustrator, Transforming Objects, Using Color and Patterns to Enhance Signage
4. Use of Adobe InDesign to create personal and/or business publications following current professional and/or industry standards.
5. Use critical thinking skills to independently design and create publications.

Module	Topics	Duration
Module 1: Photoshop	<p>Learning the Basics:</p> <ol style="list-style-type: none"> 1. Understanding Interface 2. Image Manipulation 3. Tools <ul style="list-style-type: none"> • Paint Tools • Brush Tools • Text Tools 4. Selections <p>Retouching & Restoration</p> <ol style="list-style-type: none"> 1. Healing Tools 2. Stamps 3. Layer Separation <p>Color Correction</p> <ol style="list-style-type: none"> 1. Image Correction 2. Camera Raw Filter 3. Light Correction <p>Layers & Masking</p> <ol style="list-style-type: none"> 1. Creating a mask 	10 Hours

2. Casting
3. Image extraction
4. Editing the mask

Creating GIFs with Timeline or Online

Module 2:
Illustrator

Straight Lines & Curves

- Using the Pen Tool
- Adjusting the Workspace
- Arranging Objects
- Color Fills
- Drawing Curves (Pen Tool)
- Anchor Points and Direction Points
- Default Fill and Stroke

Tools & Layers

1. Fill and Stroke
2. Basic Shape Tools
3. Grouping Objects
4. Layers Panel
5. Live Trace and Live Paint
6. Tracing Hand-Drawn Images
7. Coloring Live Paint Objects
8. Brushes
9. Flare Tool

Masking

1. Clipping Masks (Shapes)
2. Blob Brush Tool
3. Eraser Tool
4. Reflect Tool

Masking with Type

1. Type Tool
2. Clipping Masks (Editable Type)
3. Filling Text with a Photo
4. Placing Linked Images

Colors and Gradients

1. Dashed Lines and Stroke Options
2. Saving Colors as Swatches

Combining Shapes with the Pathfinder

1. Merging Paths (Pathfinder)
2. Transparency Options
3. Grouping Objects

Patterns

1. Creating and Applying Pattern Swatches
2. Scaling and Rotating Patterns

Layers, Artboards & Recoloring Artwork

1. Adding and Removing Layers
2. Creating and Using Multiple Artboards

10 Hours

<p>Module 3: InDesign</p>	<p>Essential skills</p> <ul style="list-style-type: none"> • Working with InDesign tools and panels • The InDesign workspace • The document window • Viewing modes • Navigating through a document <p>Pages</p> <ul style="list-style-type: none"> • Formatting master pages • Using text variables • Adding layout pages • Placing formatted text • Adding images & text to master pages <p>Text and Styles</p> <ul style="list-style-type: none"> • Text Frame • Paragraph Attributes • Finding and Changing Text • Paragraph styles • Character styles • Creating and applying object styles <p>Graphics</p> <ul style="list-style-type: none"> • Locating missing images • The Links panel and Link badge • Creating a graphic frame • Placing multiple graphics • Wrapping text around graphics <p>Tables</p> <ul style="list-style-type: none"> • Creating a table • Copying and pasting table content • Adding text to tables • Using graphics in cells <p>Using color</p> <ul style="list-style-type: none"> • Applying color to text and frames • Creating and saving a new swatch • Applying Live Corner Effects • Applying strokes to text • Creating a tint reduction • Working with gradients • Using the Eyedropper • Updating and editing colors • Using and saving spot colors <p>Printing and pdfs</p> <ul style="list-style-type: none"> • Resolution • Packaging your document • Package options • Creating a PDF • Adobe PDF Presets 	<p>10 Hours</p>
--------------------------------------	--	-----------------

- PDF Export Options
- Separation preview
- Printing a proof

Course Outcomes:

After completion of the course, the learner will be able to understand design principles, the dynamics of composition and colour, and the technical issues surrounding print and to apply special effects to typography using masks, paths, and layer styles.

Bunts Sangha's S.M.Shetty College of Science, Commerce and Management Studies Hiranandani, Powai, Mumbai-76

Digital Design Certification Course Proposed Schedule

Sr. No.	Date	Day	Time	No. of Hrs	Venue
1	3/25/2022	Friday	4.00pm-6.00pm	2	Zoom Platform
2	3/26/2022	Saturday	4.00pm-6.00pm	2	Zoom Platform
3	3/27/2022	Sunday	9.00am-12.00pm	3	5th IT lab
4	3/28/2022	Monday	4.00pm-6.00pm	2	Zoom Platform
5	3/29/2022	Tuesday	4.00pm-6.00pm	2	Zoom Platform
6	3/30/2022	Wednesday	4.00pm-6.00pm	2	Zoom Platform
7	3/31/2022	Thursday	4.00pm-6.00pm	2	Zoom Platform
8	4/1/2022	Friday	4.00pm-6.00pm	2	Zoom Platform
9	4/2/2022	Saturday	4.00pm-6.00pm	2	Zoom Platform
10	4/3/2022	Sunday	9.00am-12.00pm	3	5th IT lab
11	4/4/2022	Monday	4.00pm-6.00pm	2	Zoom Platform
12	4/5/2022	Tuesday	4.00pm-6.00pm	2	Zoom Platform
13	4/6/2022	Wednesday	4.00pm-6.00pm	2	Zoom Platform
14	4/7/2022	Thursday	4.00pm-6.00pm	2	Zoom Platform

B.Sc (Information Technology)
Course Code: SMSIT004
Course Name: Digital Design
Platform: Online(Zoom Meet) Hours: 30hrs

DATE & TIME

TOPICS COVERED

25-03-2022
4:00PM-6:00PM

- Learning the Basics:**
1. Understanding Interface
 2. Image Manipulation
 3. Tools
Paint Tools
Brush Tools
Text Tools
 4. Selections

26-03-2022
4:00PM-6:00PM

- Retouching & Restoration**
1. Healing Tools
 2. Stamps
 3. Layer Separation
- Color Correction**
4. Image Correction
 5. Camera Raw Filter
 6. Light Correction

27-03-2022
9.00AM-12:00PM

- Layers & Masking**
1. Creating a mask
 2. Casting
 3. Image extraction
 4. Editing the mask
- Creating GIFs with Timeline or Online**

29-03-2022
4:00PM-6:00PM

- Straight Lines & Curves**
1. Using the Pen Tool
 2. Adjusting the Workspace
 3. Arranging Objects
 4. Color Fills
 5. Drawing Curves (Pen Tool)
 6. Anchor Points and Direction Points
- Default Fill and Stroke

30-03-2022
4:00PM-6:00PM

- Tools & Layers**
1. Fill and Stroke
 2. Basic Shape Tools

	<ol style="list-style-type: none"> 3. Grouping Objects 4. Layers Panel 5. Live Trace and Live Paint 6. Tracing Hand-Drawn Images 7. Coloring Live Paint Objects 8. Brushes 9. Flare Tool
<p>31-03-2022 4:00PM-6:00PM</p>	<p>Straight Lines & Curves</p> <ul style="list-style-type: none"> • Using the Pen Tool • Adjusting the Workspace • Arranging Objects • Color Fills • Drawing Curves (Pen Tool) • Anchor Points and Direction Points • Default Fill and Stroke
<p>01-04-2022 4:00PM-6:00PM</p>	<p>Essential skills</p> <ul style="list-style-type: none"> • Working with InDesign tools and panels • The InDesign workspace • The document window • Viewing modes • Navigating through a document
<p>02-04-2022 4:00PM-6:00PM</p>	<p>Pages</p> <ul style="list-style-type: none"> • Formatting master pages • Using text variables • Adding layout pages • Placing formatted text • Adding images & text to master pages
<p>03-04-2022 4:00PM-6:00PM</p>	<p>Text and Styles</p> <ul style="list-style-type: none"> • Text Frame • Paragraph Attributes • Finding and Changing Text • Paragraph styles • Character styles • Creating and applying object styles
<p>04-04-2022 4:00PM-6:00PM</p>	<p>Graphics</p> <ul style="list-style-type: none"> • Locating missing images • The Links panel and Link badge • Creating a graphic frame

	<ul style="list-style-type: none"> • Placing multiple graphics • Wrapping text around graphics
05-04-2022 4:00PM-6:00PM	Tables <ul style="list-style-type: none"> • Creating a table • Copying and pasting table content • Adding text to tables • Using graphics in cells
06-04-2022 4:00PM-6:00PM	Using color <ul style="list-style-type: none"> • Applying color to text and frames • Creating and saving a new swatch • Applying Live Corner Effects • Applying strokes to text • Creating a tint reduction • Working with gradients • Using the Eyedropper • Updating and editing colors • Using and saving spot colors
07-04-2022 4:00PM-6:00PM	Printing and pdfs <ul style="list-style-type: none"> • Resolution • Packaging your document • Package options • Creating a PDF • Adobe PDF Presets • PDF Export Options • Separation preview Printing a proof
10-04-2022 9:00PM-12.00PM	<ul style="list-style-type: none"> • Using the Eyedropper • Updating and editing colors • Using and saving spot colors • Creating a graphic frame • Placing multiple graphics • Wrapping text around graphics

Short Term Course Details Report

StudentId	FullName	MobileNumber	EmailId	Coursename	Receipt Date
1527942	SHETTY KARTIK SHIVKUMAR	9594854568	kartikshetty75@gmail.com	B.COM 6 SEMESTER	03/03/2022
1558991	SUVARNA PRATIK PRABHAKAR	7977685335	prabhakar9029@gmail.com	B.COM 6 SEMESTER	03/03/2022
1597206	VISHWAKARMA YOGENDRA SHIVDHANI	9137865611	yogivishwa2001@gmail.com	B.COM 6 SEMESTER	18/03/2022
1606188	SINGH ROHANBAHADUR KHAJENDRABAHADUR	7977821376		B.M.S 6 SEMESTER	28/03/2022
1606658	PALAN REEMA SADASHIVA	9967857822	Kartikspalan@gmail.com	B.COM 6 SEMESTER	03/03/2022
1608412	TIWARI ARYAN LOVKESH	7666754865	tiwariaryan10000@gmail.com	B.SC.(IT) 6 SEMESTER	23/02/2022
1741032	MOGAVEERA ANISH GANAPATI	9967412864	anishmogaveera18@gmail.com	B.COM 6 SEMESTER	15/03/2022
1937155	SAWANT SAMRUDDHI VIKAS	9220501662	samruddhi.v.sawant@gmail.com	B.SC.(IT) 6 SEMESTER	26/02/2022
2446025	JAIN SUMIT SUKUMAR	9987452217	Sumitswissj@gmail.com	B.SC.(IT) 3 SEMESTER	10/03/2022
2448404	POOJARY PRADVIK DEVENDRA	7506350720	pradvikpoojary05@gmail.com	B.SC.(IT) 3 SEMESTER	10/03/2022
2448585	MULLA AANAM AYYUB	7710914893	aanammulla12@gmail.com	B.SC.(IT) 3 SEMESTER	23/02/2022
2449724	LANJEKAR SIDDHESH SANJAY	9372403834	lanjekarsiddhu1@gmail.com	B.SC.(IT) 3 SEMESTER	01/03/2022
2449938	ANSARI MOHD AVESH ABDUL SALAM	8286201198	mohammedaveshansari@gmail.com	B.SC.(IT) 3 SEMESTER	23/02/2022
2461590	D SOUZA YOHAN NOEL	9136837201	dsouzayohan40@gmail.com	B.SC.(IT) 3 SEMESTER	24/02/2022
2472295	MALGAONKAR SHRMIK SHARAD	8291459262	shramikmalgaonkar99@gmail.com	B.SC.(IT) 3 SEMESTER	23/03/2022
2482677	PATIL ABHIJEET DIGAMABAR	8355822256	abhijeetpatil5544@yahoo.com	B.SC.(IT) 3 SEMESTER	23/02/2022
2482684	MISHRA NILESH JAİKANT	8652479323	mishranilesh968@gmail.com	B.SC.(IT) 3 SEMESTER	
2488588	SINGH UJJWAL SANTOSH	9326211974	ujjwalsingh9326@gmail.com	B.SC.(IT) 3 SEMESTER	08/03/2022
2521466	PUNWATKAR ADITYA SUNILKUMAR	9324151645	adityapunwatkar2000@gmail.com	B.SC.(IT) 3 SEMESTER	01/03/2022
3037559	POOJARY DIPSHA UDAYA	8169560937	dipshapoojary26@gmail.com	B.SC(IT) 1 SEMESTER	09/03/2022
3038780	SATHYA POOMARI	9769175851	prsathya04@gmail.com	B.SC(IT) 1 SEMESTER	09/03/2022
3038834	MALIK ADNAN NISAR	9004990924	mkadnan2004@gmail.com	B.SC(IT) 1 SEMESTER	28/03/2022
3038841	MAURYA PAWAN KUMAR INDRAJEET	7738985132	mauryapawan002@gmail.com	B.SC(IT) 1 SEMESTER	29/03/2022
3038860	SHEWALE MAYUR SHIVAJI	8828069553	shewalemayur874@gmail.com	B.SC(IT) 1 SEMESTER	14/03/2022
3038864	MULE CHINMAY SHASHIKANT	7304812298	chinmaymule22@gmail.com	B.SC(IT) 1 SEMESTER	15/03/2022
3039244	TIWARI SHARAD SANJAY	9967838079	sharadtiwari969211@gmail.com	B.SC(IT) 1 SEMESTER	09/03/2022
3051311	MUKADDAM AYAAN MUZAFFAR	7506141611	ayaanmkd@outlook.com	B.SC(IT) 1 SEMESTER	25/02/2022
3106088	YADAV RISHIKA RAMPREET	9833914820	rishuy265@gmail.com	B.SC(IT) 1 SEMESTER	12/03/2022
3107224	OBERRAI ARMAAN PARAMJEET SINGH	8369520910	oberoiarmaan1910@gmail.com	B.SC(IT) 1 SEMESTER	23/02/2022
3152490	NADAR VIJAYAN MOORTHY	8454017727	moorthynadar70@gmail.com	B.COM 1 SEMESTER	10/03/2022
3166981	MORAJKAR SHARVI PRASHANT	8454923460	sharvimoragreen@gmail.com	B.SC(IT) 1 SEMESTER	10/03/2022

□

**BUNTS SANGHA'S
S.M. SHETTY COLLEGE OF SCIENCE, COMMERCE & MANAGEMENT
STUDIES.**

Opp. Jalvayu Vihar, Hiranandani Garden, Powai, Mumbai – 400076

Date: 04/02/2022

To,
The Chairman
Powai Education Committee
Powai, Mumbai.

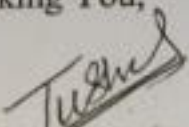
Respected Sir,

This is to inform you that Department of Information Technology will be conducting 2 Certificate courses in this semester. For the said courses we will be collecting in advance a sum of rupees per student as mentioned below. For every course we are expecting approximately 30 to 40 student participation.


Course Number.	Name of Course	Amount to be collected from the students per head (Rs)
1	Microsoft Office Skills	500
2	Digital Design	500

The above amount will be deposited into the college bank account.

Thanking You,


Dr. Tushar Sambare

Coordinator, (Department of Information Technology)


Principal

General Manager
(A & A)

Treasurer

Secretary

Vice Chairman

Vice Chairman

Chairman

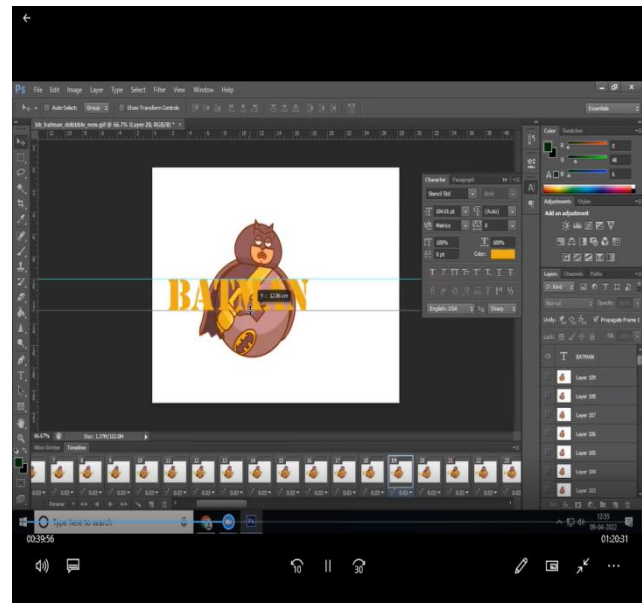
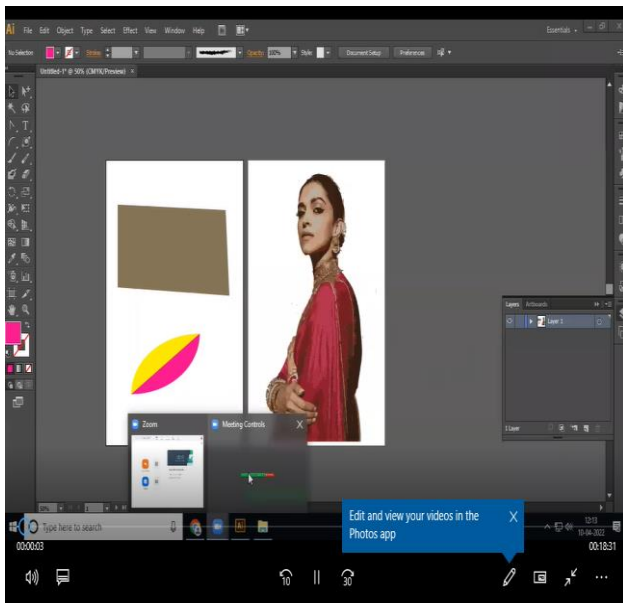
Certification Training Programme Report

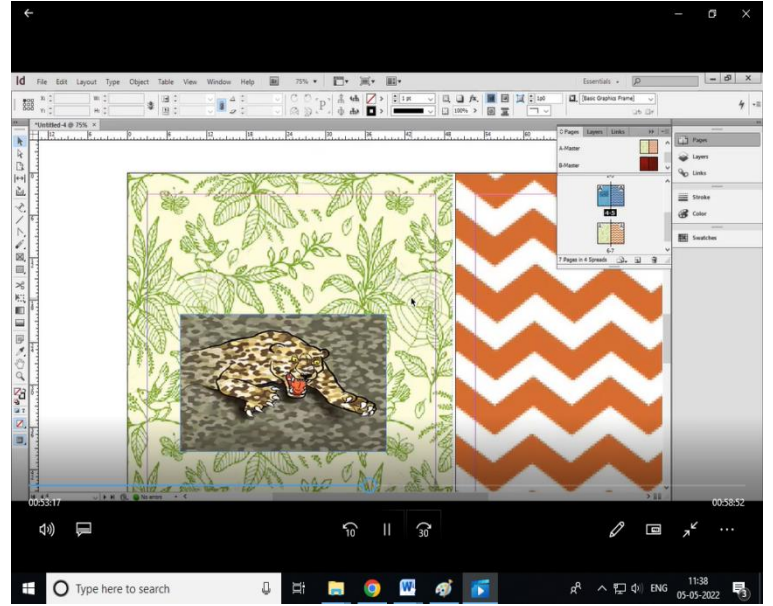
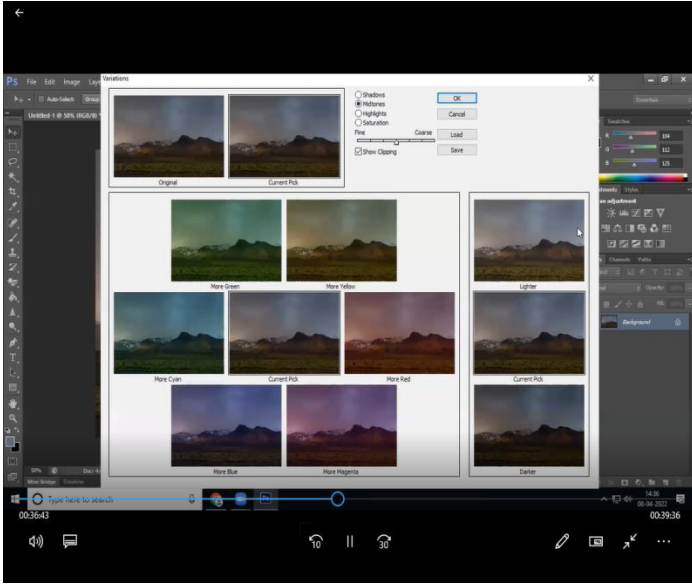
Objective:

- Learn essential skills in graphics software
- Learn to make creative designs
- Certificate on completion

The B.Sc. IT Department of S. M. Shetty College has organized a certification course in Digital Design for students of all the departments of the college. The training course was having the basic contents Photoshop, Illustrator, InDesign and the course was attended by 31 students. All the participating students benefited with this programme as it would be helping them to get Course Certificates after clearing the exam. Mr. Karan Bhoir- Asst. Manager from Lokmat Media Pvt. Ltd., Social Media Platform was the trainer of the course. The training was conducted for 14 days [Total 30 hours] from 25th March -10th April 2022 as per the schedule provided on Zoom (Online) along with some of the hands-on session offline for practical exercises.

The students were evaluated through the online exam of 50 Marks conducted on 13th May 2022 from 4.00pm-5.00pm and the qualified students were provided the Certificate of the course.





Sheetal Khanore

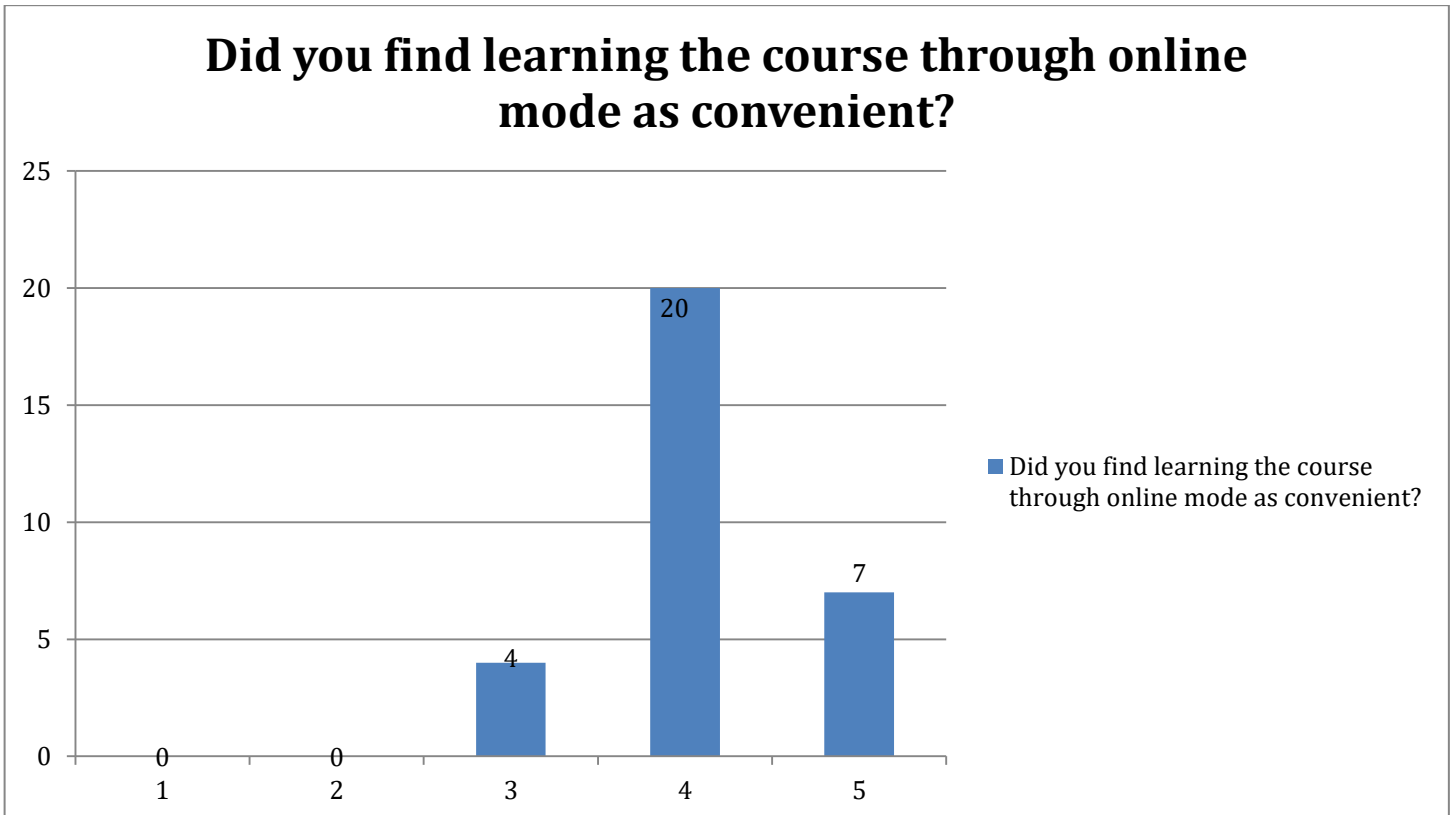
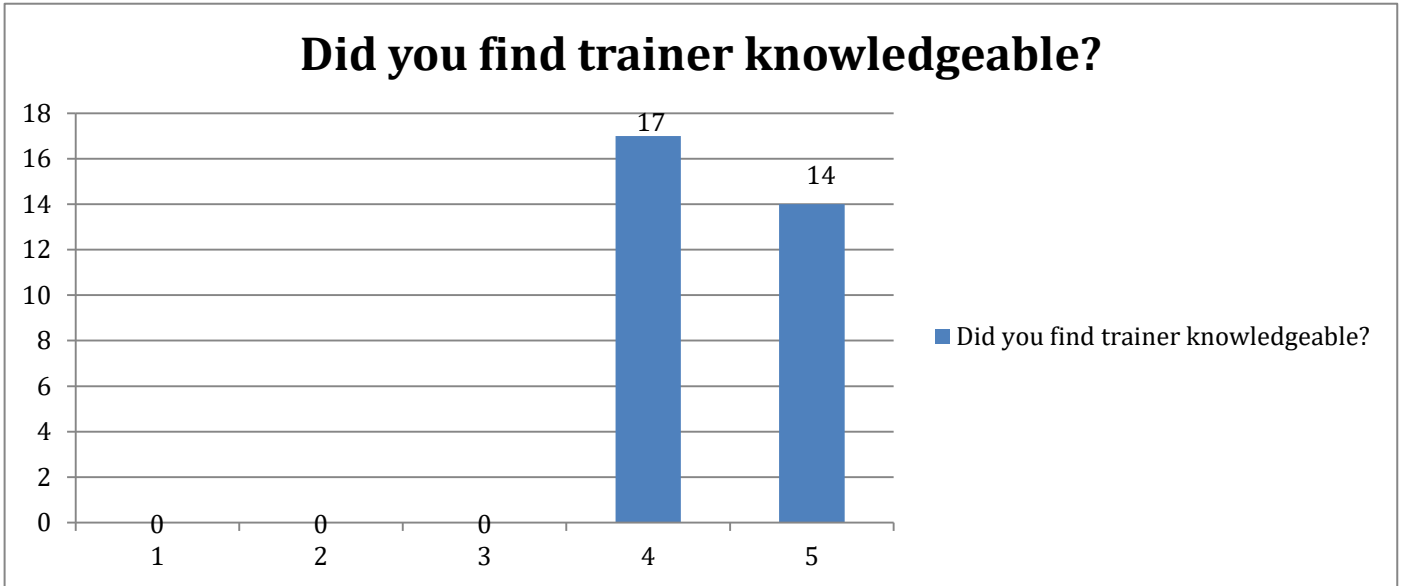


Convenor
Asst. Prof. Sheetal Khanore

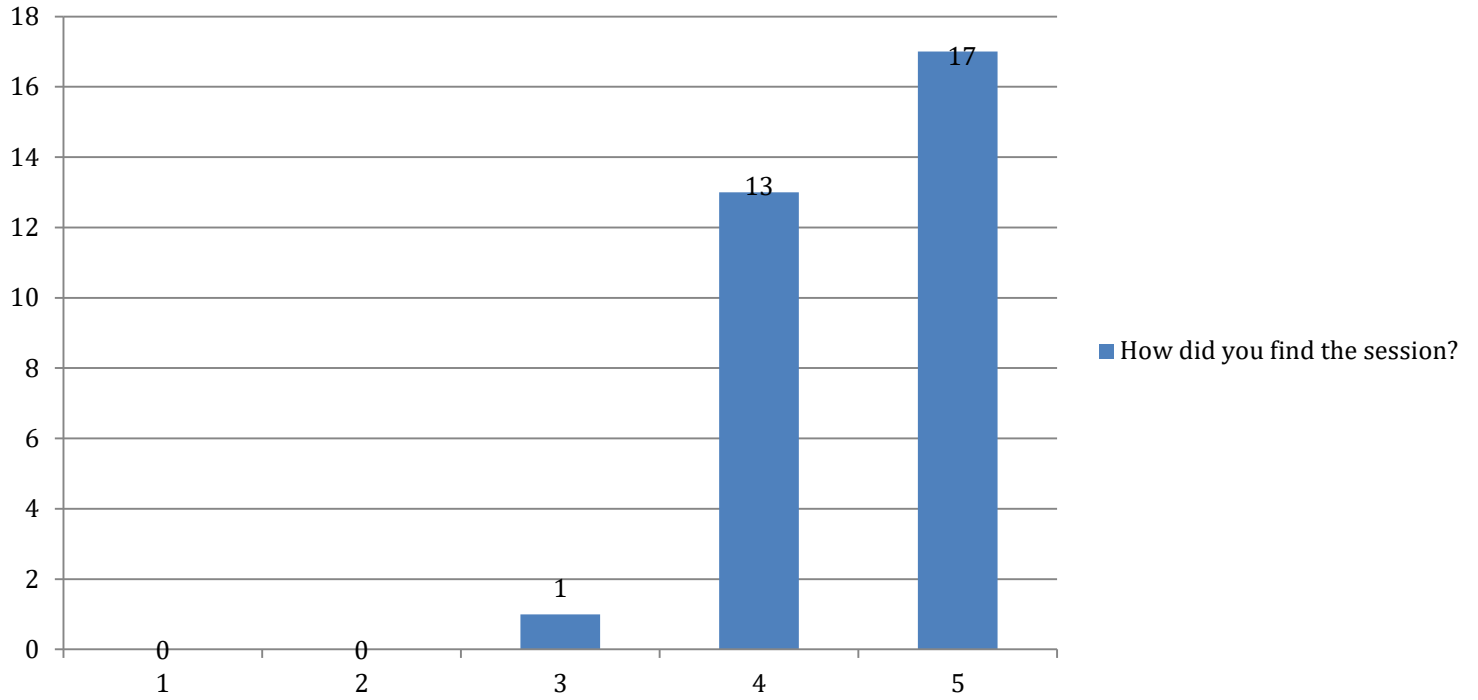
Tushar Sambare

Co-Ordinator
Dr. Tushar Sambare

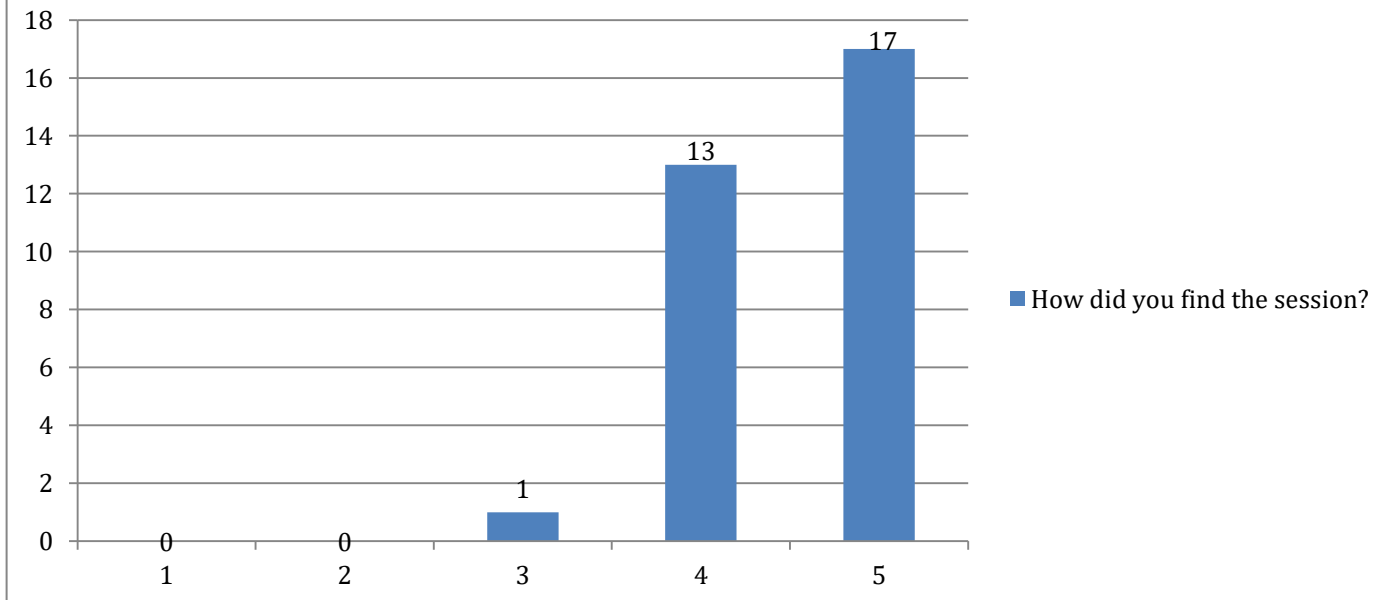
Feedback Analysis



How did you find the session?



How did you find the session?



Action Taken Report

All the registered students were quiet satisfied with the training. The overall feedback of the course and the trainer was very good. As per the Feedback received few of the students have suggested to conduct more sessions offline to get the practice of the technical design. The department has noted the suggestion and will try look in the action in the coming year.

Course Outcome:

The learner trained the design principles, the dynamics of composition and colour, and the technical issues surrounding print and to apply special effects to typography using masks, paths, and layer styles. After completion of the course, learners will be able to design the certificate, brochure or any other digital design matter independently.



Convenor

Asst. Prof. Sheetal Khanore

Co-Ordinator

Dr. Tushar Sambare

Sample Certificate

	<p>BUNTS SANGHA'S S.M. SHETTY COLLEGE OF SCIENCE, COMMERCE & MANAGEMENT STUDIES, POWAI Permanently Affiliated to University of Mumbai NAAC Accredited 'A' Grade IMC RBNQ Certificate of Merit 2019 ISO 21001:2018 Certified</p>	
Issue Date :		Certificate No. :
<h2>CERTIFICATE OF COMPLETION</h2> <p>This is to certify that [NAME] of [CLASS] has participated & successfully completed Online Certificate Course on "Digital Design [SMSITC004]" from 25/03/2022 to 10/04/2022 conducted by 'Department of Information Technology' at 'Bunts Sangha's SM Shetty College of Science, Commerce & Management Studies, Powai</p>		
<hr/> <p>Course Coordinator</p>		<hr/> <p>Principal</p>