

Student Feedback on Syllabus TERM1 - 2018-2019

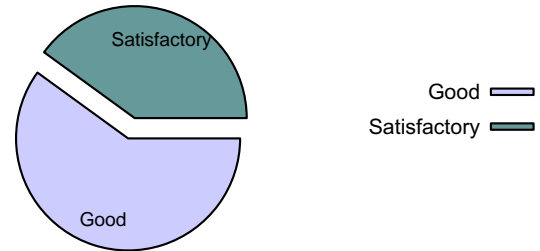
Selected Classes :

TYBCOM-A,TYBCOM-B

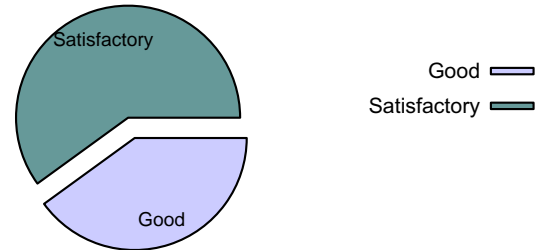
Feedback About :

TYBCOM1718 MA,DT SEM 5,B ECO VI,COST I,TYBCOM1718 CA,MHRM V,MR I,TYBCOM1718 MHRM,TYBCOM1718 MR,FIN ACC AUD V,TYBCOM1718 FA, D TAX,EXPORT I,TYBCOM1718 EXP,MR,TY BUSINESS ECONOMICS,TY BUSINESS ECONOMICSUGBECO501,TY BUSINESS ECONOMICSUGBECO501UGBECO501,COMPT

| Depth of Course Content | | | | | | |
|--------------------------|-------------|--|---------------|-------------|--------------------|-------|
| Very Good | 0 | <table border="1"> <tr> <td>Average Score</td> <td>7 out of 10</td> </tr> <tr> <td>Satisfaction Index</td> <td>100 %</td> </tr> </table> | Average Score | 7 out of 10 | Satisfaction Index | 100 % |
| Average Score | 7 out of 10 | | | | | |
| Satisfaction Index | 100 % | | | | | |
| Good | 3 | | | | | |
| Satisfactory | 2 | | | | | |
| Unsatisfactory | 0 | | | | | |
| Total Respondants | <u>5</u> | | | | | |



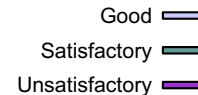
| Extent of Coverage of Course | | | | | | |
|------------------------------|-------------|--|---------------|-------------|--------------------|-------|
| Very Good | 0 | <table border="1"> <tr> <td>Average Score</td> <td>6 out of 10</td> </tr> <tr> <td>Satisfaction Index</td> <td>100 %</td> </tr> </table> | Average Score | 6 out of 10 | Satisfaction Index | 100 % |
| Average Score | 6 out of 10 | | | | | |
| Satisfaction Index | 100 % | | | | | |
| Good | 2 | | | | | |
| Satisfactory | 3 | | | | | |
| Unsatisfactory | 0 | | | | | |
| Total Respondants | <u>5</u> | | | | | |



Applicability to Industry & Social Relevance

| | |
|--------------------------|----------|
| Very Good | 0 |
| Good | 2 |
| Satisfactory | 2 |
| Unsatisfactory | 1 |
| Total Respondants | 5 |

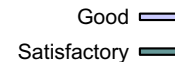
| |
|------------------------------|
| Average Score 6 out of 10 |
| Satisfaction Index 80 % |



Relevance to Information Source like Library Facility Internet Facility.

| | |
|--------------------------|----------|
| Very Good | 0 |
| Good | 3 |
| Satisfactory | 2 |
| Unsatisfactory | 0 |
| Total Respondants | 5 |

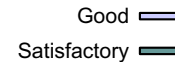
| |
|------------------------------|
| Average Score 7 out of 10 |
| Satisfaction Index 100 % |



Learning in Terms of Knowledge Concepts Skills & Analytical Abilities

| | |
|--------------------------|----------|
| Very Good | 0 |
| Good | 3 |
| Satisfactory | 2 |
| Unsatisfactory | 0 |
| Total Respondants | 5 |

| |
|------------------------------|
| Average Score 7 out of 10 |
| Satisfaction Index 100 % |



Relevance to increasing Employability

| | |
|--------------------------|----------|
| Very Good | 0 |
| Good | 3 |
| Satisfactory | 2 |
| Unsatisfactory | 0 |
| Total Respondants | 5 |

| |
|------------------------------|
| Average Score 7 out of 10 |
| Satisfaction Index 100 % |



Overall Rating

| | |
|--------------------------|----------|
| Very Good | 1 |
| Good | 2 |
| Satisfactory | 2 |
| Unsatisfactory | 0 |
| Total Respondants | 5 |

| |
|------------------------------|
| Average Score 7 out of 10 |
| Satisfaction Index 100 % |



Note : This is a computer generated document, hence no signature required