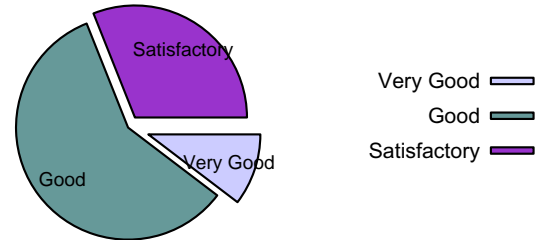


# Student Feedback on Syllabus TERM1 - 2019-2020

**Selected Classes :** SYBMS B  
**Feedback About :** IT I,AM,SM,BPEM,FS,CF,FC III

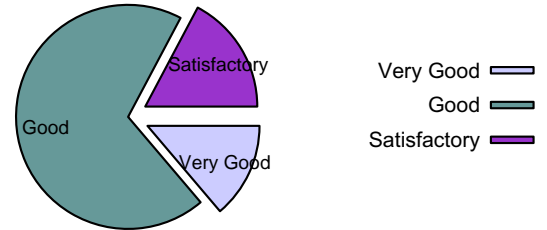
## Depth of Course Content

Very Good	3	<table border="1"> <tr> <td>Average Score</td> <td>7 out of 10</td> </tr> <tr> <td>Satisfaction Index</td> <td>100 %</td> </tr> </table>	Average Score	7 out of 10	Satisfaction Index	100 %
Average Score	7 out of 10					
Satisfaction Index	100 %					
Good	17					
Satisfactory	9					
Unsatisfactory	0					
<b>Total Respondants</b>	<b>29</b>					



## Extent of Coverage of Course

Very Good	4	<table border="1"> <tr> <td>Average Score</td> <td>7 out of 10</td> </tr> <tr> <td>Satisfaction Index</td> <td>100 %</td> </tr> </table>	Average Score	7 out of 10	Satisfaction Index	100 %
Average Score	7 out of 10					
Satisfaction Index	100 %					
Good	20					
Satisfactory	5					
Unsatisfactory	0					
<b>Total Respondants</b>	<b>29</b>					



## Applicability to Industry & Social Relevance

Very Good	7	<table border="1"> <tr> <td>Average Score</td> <td>8 out of 10</td> </tr> <tr> <td>Satisfaction Index</td> <td>93.1 %</td> </tr> </table>	Average Score	8 out of 10	Satisfaction Index	93.1 %
Average Score	8 out of 10					
Satisfaction Index	93.1 %					
Good	17					
Satisfactory	3					
Unsatisfactory	2					

**Total Respondants**

**29**

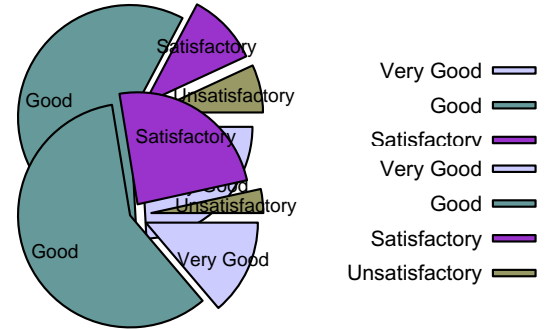
Relevance to Information Source like Library Facility Internet Facility.

Very Good	4
Good	17
Satisfactory	7
Unsatisfactory	1

Average Score 7 out of 10
Satisfaction Index 96.55 %

**Total Respondants**

**29**



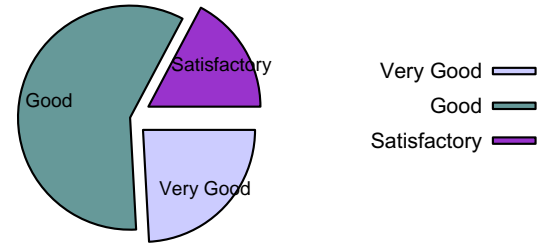
Learning in Terms of Knowledge Concepts Skills & Analytical Abilities

Very Good	7
Good	17
Satisfactory	5
Unsatisfactory	0

Average Score 8 out of 10
Satisfaction Index 100 %

**Total Respondants**

**29**



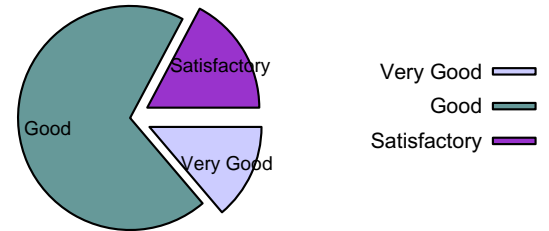
Relevance to increasing Employability

Very Good	4
Good	20
Satisfactory	5
Unsatisfactory	0

Average Score 7 out of 10
Satisfaction Index 100 %

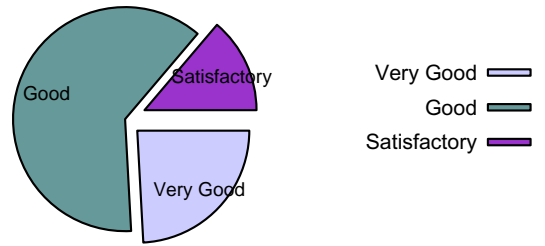
**Total Respondants**

**29**



Overall Rating	
Very Good	7
Good	18
Satisfactory	4
Unsatisfactory	0
<b>Total Respondants</b>	<b>29</b>

<p>Average Score 8 out of 10</p>
<p>Satisfaction Index 100 %</p>



Note : This is a computer generated document, hence no signature required