

Student Feedback on Syllabus TERM2 - 2018-2019

Selected Classes :

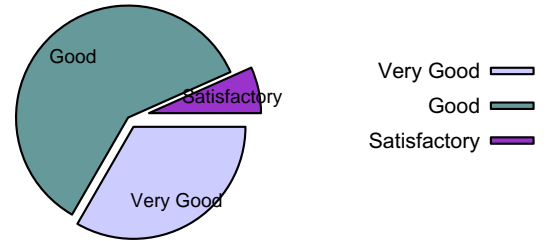
SYBCOM-A,SYBCOM-B,SYBCOM-C

Feedback About :

FA VI,COMM IV,ACC FM,ADVT,B LAW,BECO,FC IV,UGMTP02

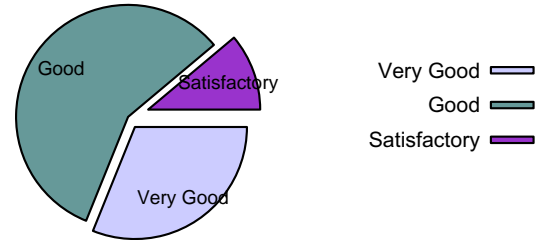
Depth of Course Content

Very Good	15	<table border="1"> <tr> <td>Average Score</td> <td>8 out of 10</td> </tr> <tr> <td>Satisfaction Index</td> <td>100 %</td> </tr> </table>	Average Score	8 out of 10	Satisfaction Index	100 %
Average Score	8 out of 10					
Satisfaction Index	100 %					
Good	27					
Satisfactory	3					
Unsatisfactory	0					
Total Respondants	45					



Extent of Coverage of Course

Very Good	14	<table border="1"> <tr> <td>Average Score</td> <td>8 out of 10</td> </tr> <tr> <td>Satisfaction Index</td> <td>100 %</td> </tr> </table>	Average Score	8 out of 10	Satisfaction Index	100 %
Average Score	8 out of 10					
Satisfaction Index	100 %					
Good	26					
Satisfactory	5					
Unsatisfactory	0					
Total Respondants	45					



Applicability to Industry & Social Relevance

Very Good	12	<table border="1"> <tr> <td>Average Score</td> <td>8 out of 10</td> </tr> <tr> <td>Satisfaction Index</td> <td>100 %</td> </tr> </table>	Average Score	8 out of 10	Satisfaction Index	100 %
Average Score	8 out of 10					
Satisfaction Index	100 %					
Good	30					
Satisfactory	3					
Unsatisfactory	0					

Total Respondants

45

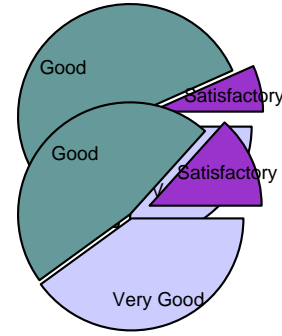
Relevance to Information Source like Library Facility Internet Facility.

Very Good	18
Good	21
Satisfactory	6
Unsatisfactory	0

Average Score 8 out of 10
Satisfaction Index 100 %

Total Respondants

45



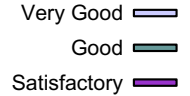
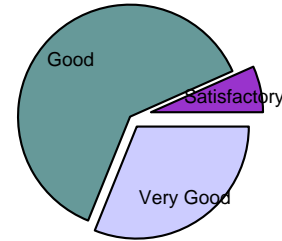
Learning in Terms of Knowledge Concepts Skills & Analytical Abilities

Very Good	14
Good	28
Satisfactory	3
Unsatisfactory	0

Average Score 8 out of 10
Satisfaction Index 100 %

Total Respondants

45



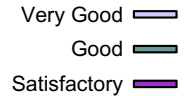
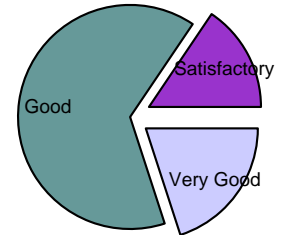
Relevance to increasing Employability

Very Good	9
Good	29
Satisfactory	7
Unsatisfactory	0

Average Score 8 out of 10
Satisfaction Index 100 %

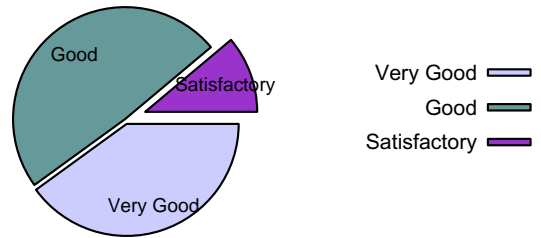
Total Respondants

45



Overall Rating	
Very Good	18
Good	22
Satisfactory	5
Unsatisfactory	0
Total Respondants	45

<p>Average Score 8 out of 10</p>
<p>Satisfaction Index 100 %</p>



Note : This is a computer generated document, hence no signature required