

Student Feedback on Syllabus TERM1 - 2018-2019

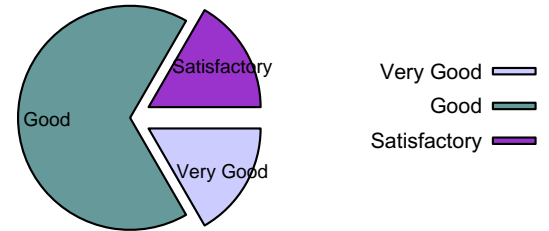
Selected Classes :

SYBCOM-A,SYBCOM-C

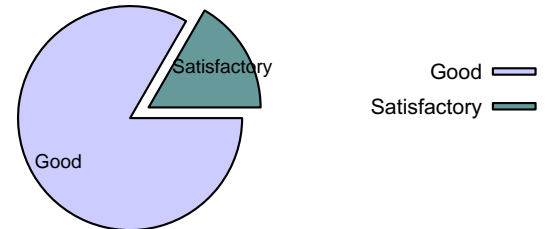
Feedback About :

SYBCOM1718 FA,SYBCOM1718 ADVT,Com III,COMM II,ADVT III,SYBCOM1718 MA,MA SEM III,B LAW,SYBCOM1718 LAW,FC III,SYBCOM1718 FC, COMP III,SY BUSINESS ECONOMICS,Foundation course in PE,Foundation Course in NSS,ACC III

Depth of Course Content						
Very Good	1	<table border="1"> <tr> <td>Average Score</td> <td>8 out of 10</td> </tr> <tr> <td>Satisfaction Index</td> <td>100 %</td> </tr> </table>	Average Score	8 out of 10	Satisfaction Index	100 %
Average Score	8 out of 10					
Satisfaction Index	100 %					
Good	4					
Satisfactory	1					
Unsatisfactory	0					
Total Respondants	6					



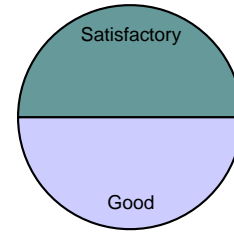
Extent of Coverage of Course						
Very Good	0	<table border="1"> <tr> <td>Average Score</td> <td>7 out of 10</td> </tr> <tr> <td>Satisfaction Index</td> <td>100 %</td> </tr> </table>	Average Score	7 out of 10	Satisfaction Index	100 %
Average Score	7 out of 10					
Satisfaction Index	100 %					
Good	5					
Satisfactory	1					
Unsatisfactory	0					
Total Respondants	6					





Applicability to Industry & Social Relevance

Very Good	0
Good	3
Satisfactory	3
Unsatisfactory	0
Total Respondants	6

Average Score 6 out of 10
Satisfaction Index 100 %

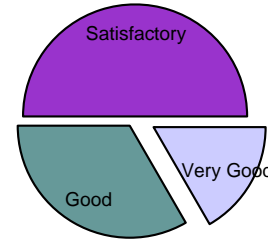





Good 
Satisfactory 

Relevance to Information Source like Library Facility Internet Facility.

Very Good	1
Good	2
Satisfactory	3
Unsatisfactory	0
Total Respondants	6

Average Score 7 out of 10
Satisfaction Index 100 %

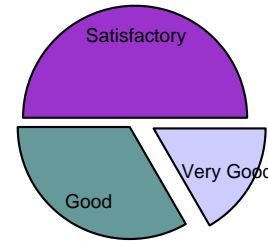





Very Good 
Good 
Satisfactory 

Learning in Terms of Knowledge Concepts Skills & Analytical Abilities

Very Good	1
Good	2
Satisfactory	3
Unsatisfactory	0
Total Respondants	6

Average Score 7 out of 10
Satisfaction Index 100 %

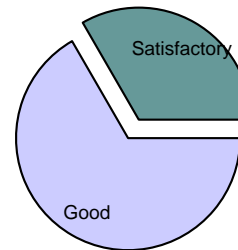




Very Good 
Good 
Satisfactory 

Relevance to increasing Employability

Very Good	0
Good	4
Satisfactory	2
Unsatisfactory	0
Total Respondants	6

Average Score 7 out of 10
Satisfaction Index 100 %






Good 
Satisfactory 

Overall Rating

Very Good	1
Good	4
Satisfactory	1
Unsatisfactory	0
Total Respondants	6

Average Score 8 out of 10
Satisfaction Index 100 %



Very Good 
Good 
Satisfactory 

Note : This is a computer generated document, hence no signature required