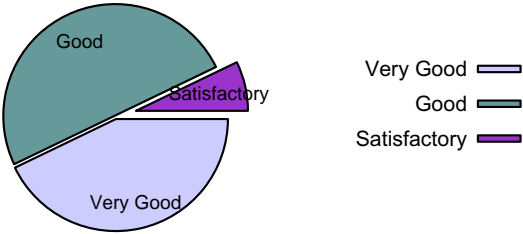


# Student Feedback on Syllabus TERM1 - 2019-2020

**Selected Classes :** SYBBI  
**Feedback About :** IT B AND I I,FM i,MA,DT,FC III,FM,RM

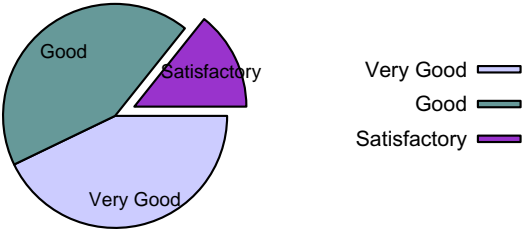
## Depth of Course Content

Very Good	6	<table border="1"> <tr> <td>Average Score</td> <td>8 out of 10</td> </tr> <tr> <td>Satisfaction Index</td> <td>100 %</td> </tr> </table>	Average Score	8 out of 10	Satisfaction Index	100 %
Average Score	8 out of 10					
Satisfaction Index	100 %					
Good	7					
Satisfactory	1					
Unsatisfactory	0					
<b>Total Respondants</b>	<b>14</b>					



## Extent of Coverage of Course

Very Good	6	<table border="1"> <tr> <td>Average Score</td> <td>8 out of 10</td> </tr> <tr> <td>Satisfaction Index</td> <td>100 %</td> </tr> </table>	Average Score	8 out of 10	Satisfaction Index	100 %
Average Score	8 out of 10					
Satisfaction Index	100 %					
Good	6					
Satisfactory	2					
Unsatisfactory	0					
<b>Total Respondants</b>	<b>14</b>					



## Applicability to Industry & Social Relevance

Very Good	7	<table border="1"> <tr> <td>Average Score</td> <td>8 out of 10</td> </tr> <tr> <td>Satisfaction Index</td> <td>100 %</td> </tr> </table>	Average Score	8 out of 10	Satisfaction Index	100 %
Average Score	8 out of 10					
Satisfaction Index	100 %					
Good	5					
Satisfactory	2					
Unsatisfactory	0					
<b>Total Respondants</b>	<b>14</b>					

**Total Respondants**

**14**

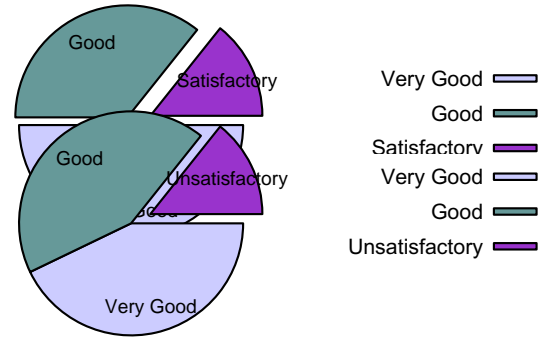
Relevance to Information Source like Library Facility Internet Facility.

Very Good	6
Good	6
Satisfactory	0
Unsatisfactory	2

Average Score 8 out of 10
Satisfaction Index 85.71 %

**Total Respondants**

**14**



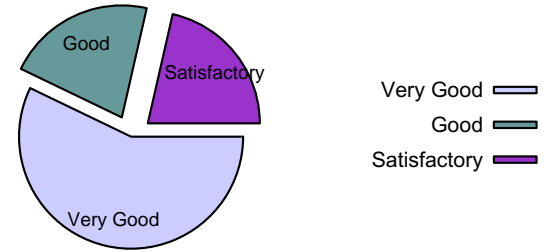
Learning in Terms of Knowledge Concepts Skills & Analytical Abilities

Very Good	8
Good	3
Satisfactory	3
Unsatisfactory	0

Average Score 8 out of 10
Satisfaction Index 100 %

**Total Respondants**

**14**



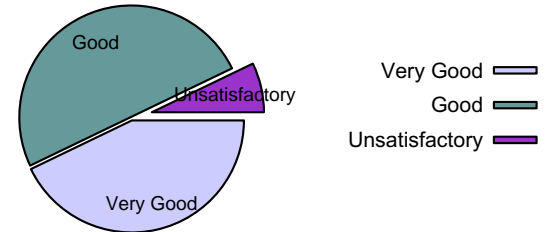
Relevance to increasing Employability

Very Good	6
Good	7
Satisfactory	0
Unsatisfactory	1

Average Score 8 out of 10
Satisfaction Index 92.86 %

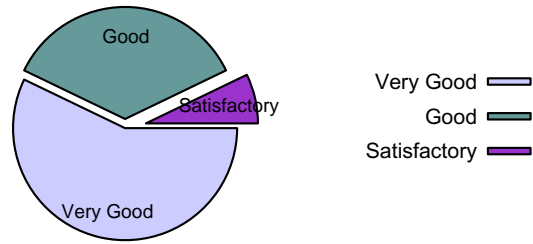
**Total Respondants**

**14**



Overall Rating	
Very Good	8
Good	5
Satisfactory	1
Unsatisfactory	0
<b>Total Respondants</b>	<b>14</b>

<p>Average Score 9 out of 10</p> <hr/> <p>Satisfaction Index 100 %</p>
--



Note : This is a computer generated document, hence no signature required