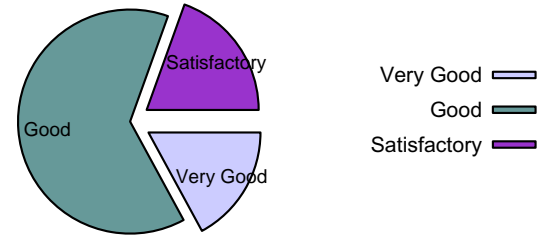


Student Feedback on Syllabus TERM1 - 2019-2020

Selected Classes : SYBAF A
Feedback About : IT I,CA II,FA III,FC III,BEco II,TAX I,BRF II

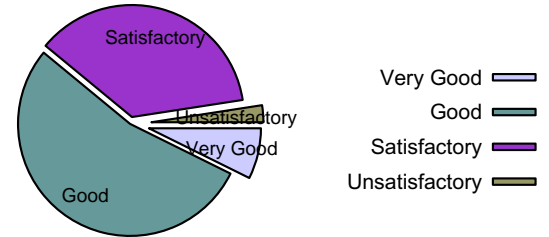
Depth of Course Content

Very Good	7	<table border="1"> <tr> <td>Average Score</td> <td>7 out of 10</td> </tr> <tr> <td>Satisfaction Index</td> <td>100 %</td> </tr> </table>	Average Score	7 out of 10	Satisfaction Index	100 %
Average Score	7 out of 10					
Satisfaction Index	100 %					
Good	26					
Satisfactory	8					
Unsatisfactory	0					
Total Respondants	41					



Extent of Coverage of Course

Very Good	3	<table border="1"> <tr> <td>Average Score</td> <td>7 out of 10</td> </tr> <tr> <td>Satisfaction Index</td> <td>97.56 %</td> </tr> </table>	Average Score	7 out of 10	Satisfaction Index	97.56 %
Average Score	7 out of 10					
Satisfaction Index	97.56 %					
Good	22					
Satisfactory	15					
Unsatisfactory	1					
Total Respondants	41					



Applicability to Industry & Social Relevance

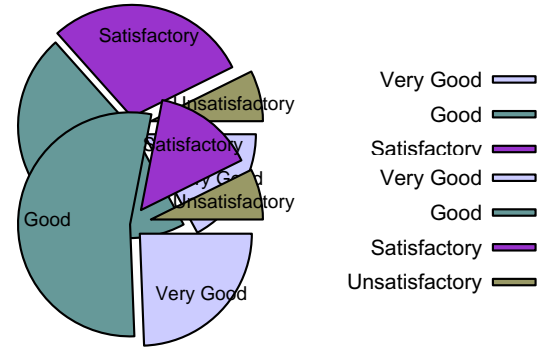
Very Good	7	<table border="1"> <tr> <td>Average Score</td> <td>7 out of 10</td> </tr> <tr> <td>Satisfaction Index</td> <td>92.68 %</td> </tr> </table>	Average Score	7 out of 10	Satisfaction Index	92.68 %
Average Score	7 out of 10					
Satisfaction Index	92.68 %					
Good	19					
Satisfactory	12					
Unsatisfactory	3					

Total Respondants**41****Relevance to Information Source like Library Facility Internet Facility.**

Very Good
 Good
 Satisfactory
 Unsatisfactory

10
 22
 6
 3

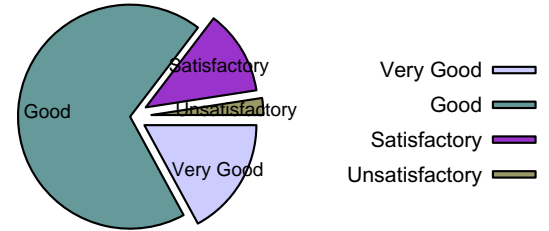
Average Score
 7 out of 10
 Satisfaction Index
 92.68 %

Total Respondants**41****Learning in Terms of Knowledge Concepts Skills & Analytical Abilities**

Very Good
 Good
 Satisfactory
 Unsatisfactory

7
 28
 5
 1

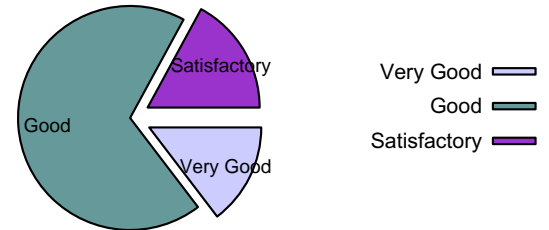
Average Score
 8 out of 10
 Satisfaction Index
 97.56 %

Total Respondants**41****Relevance to increasing Employability**

Very Good
 Good
 Satisfactory
 Unsatisfactory

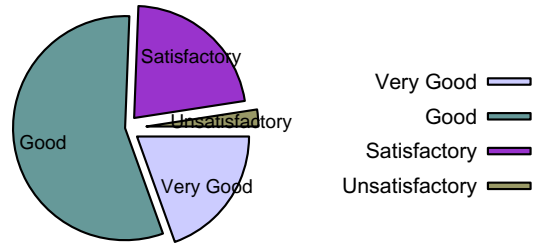
6
 28
 7
 0

Average Score
 7 out of 10
 Satisfaction Index
 100 %

Total Respondants**41**

Overall Rating	
Very Good	8
Good	23
Satisfactory	9
Unsatisfactory	1
Total Respondants	41

<p>Average Score 7 out of 10</p> <hr/> <p>Satisfaction Index 97.56 %</p>
--



Note : This is a computer generated document, hence no signature required