

# Student Feedback on Syllabus TERM1 - 2018-2019

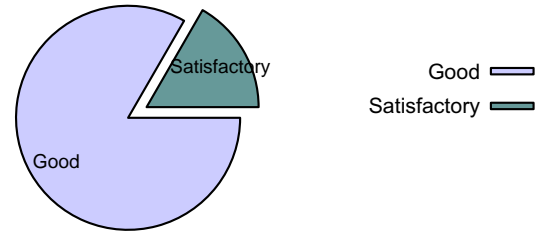
**Selected Classes :**

SYBA

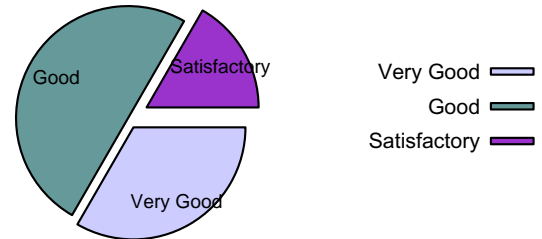
**Feedback About :**

SocPsy 1,DevPsy,SYBA 1718 ANC ENG II,HUMGEO,SocPolPhilo,IndWesPhilo,SYBA1718 ANC ENG III,FC II,SY MICROECONOMICS II,INDIAN ECONOMY CONTEMPORARY CONCERNS ,DEMOGRAPHY I,FC III,Geography of India,Climatology

Depth of Course Content						
Very Good	0	<table border="1"> <tr> <td>Average Score</td> <td>7 out of 10</td> </tr> <tr> <td>Satisfaction Index</td> <td>100 %</td> </tr> </table>	Average Score	7 out of 10	Satisfaction Index	100 %
Average Score	7 out of 10					
Satisfaction Index	100 %					
Good	5					
Satisfactory	1					
Unsatisfactory	0					
<b>Total Respondants</b>	<b>6</b>					



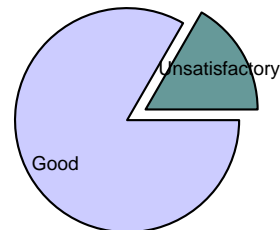
Extent of Coverage of Course						
Very Good	2	<table border="1"> <tr> <td>Average Score</td> <td>8 out of 10</td> </tr> <tr> <td>Satisfaction Index</td> <td>100 %</td> </tr> </table>	Average Score	8 out of 10	Satisfaction Index	100 %
Average Score	8 out of 10					
Satisfaction Index	100 %					
Good	3					
Satisfactory	1					
Unsatisfactory	0					
<b>Total Respondants</b>	<b>6</b>					





Applicability to Industry & Social Relevance

Very Good	0
Good	5
Satisfactory	0
Unsatisfactory	1
<b>Total Respondants</b>	<b>6</b>

Average Score 7 out of 10
Satisfaction Index 83.33 %






Good   
 Unsatisfactory 

Relevance to Information Source like Library Facility Internet Facility.

Very Good	2
Good	3
Satisfactory	1
Unsatisfactory	0
<b>Total Respondants</b>	<b>6</b>

Average Score 8 out of 10
Satisfaction Index 100 %






Very Good   
 Good   
 Satisfactory 

Learning in Terms of Knowledge Concepts Skills & Analytical Abilities

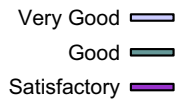
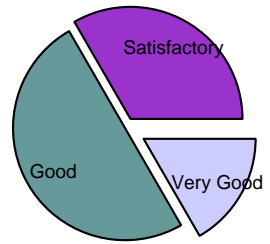
Very Good	1
Good	4
Satisfactory	1
Unsatisfactory	0
<b>Total Respondants</b>	<b>6</b>

Average Score 8 out of 10
Satisfaction Index 100 %

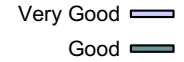
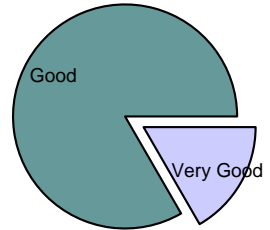


Very Good   
 Good   
 Satisfactory 

Relevance to increasing Employability				
Very Good	1	<table border="1"> <tr> <td>Average Score 7 out of 10</td> </tr> <tr> <td>Satisfaction Index 100 %</td> </tr> </table>	Average Score 7 out of 10	Satisfaction Index 100 %
Average Score 7 out of 10				
Satisfaction Index 100 %				
Good	3			
Satisfactory	2			
Unsatisfactory	0			
<b>Total Respondants</b>	<b>6</b>			



Overall Rating				
Very Good	1	<table border="1"> <tr> <td>Average Score 8 out of 10</td> </tr> <tr> <td>Satisfaction Index 100 %</td> </tr> </table>	Average Score 8 out of 10	Satisfaction Index 100 %
Average Score 8 out of 10				
Satisfaction Index 100 %				
Good	5			
Satisfactory	0			
Unsatisfactory	0			
<b>Total Respondants</b>	<b>6</b>			



Note : This is a computer generated document, hence no signature required