

Student Feedback on Syllabus TERM1 - 2019-2020

Selected Classes :

FYBVoc

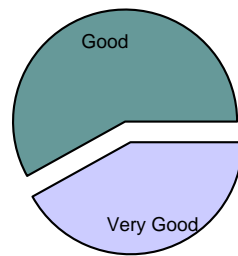
Feedback About :

UGFT104,UGFT107,UGFT106,UGFT105,UGFT103,UGFT102,comskills,UGFT101

Depth of Course Content

| | |
|--------------------------|-----------|
| Very Good | 13 |
| Good | 18 |
| Satisfactory | 0 |
| Unsatisfactory | 0 |
| Total Respondants | 31 |

| |
|------------------------------|
| Average Score 9 out of 10 |
| Satisfaction Index 100 % |



Very Good

Good

Extent of Coverage of Course

| | |
|--------------------------|-----------|
| Very Good | 13 |
| Good | 13 |
| Satisfactory | 5 |
| Unsatisfactory | 0 |
| Total Respondants | 31 |

| |
|------------------------------|
| Average Score 8 out of 10 |
| Satisfaction Index 100 % |



Very Good

Good

Satisfactory

Applicability to Industry & Social Relevance

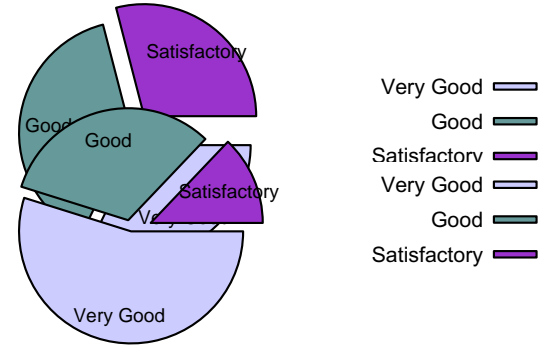
| | |
|--------------------------|-----------|
| Very Good | 10 |
| Good | 12 |
| Satisfactory | 9 |
| Unsatisfactory | 0 |
| Total Respondants | 31 |

| |
|------------------------------|
| Average Score 8 out of 10 |
| Satisfaction Index 100 % |

Total Respondants**31****Relevance to Information Source like Library Facility Internet Facility.**

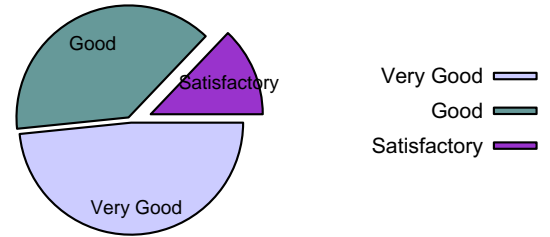
| | |
|----------------|----|
| Very Good | 17 |
| Good | 10 |
| Satisfactory | 4 |
| Unsatisfactory | 0 |

| | |
|--------------------|-------------|
| Average Score | 9 out of 10 |
| Satisfaction Index | 100 % |

Total Respondants**31****Learning in Terms of Knowledge Concepts Skills & Analytical Abilities**

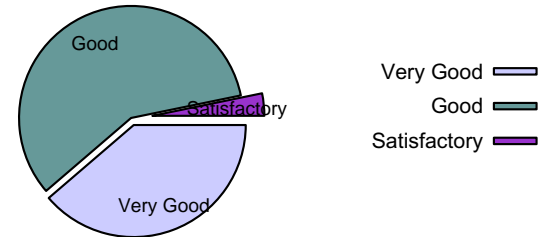
| | |
|----------------|----|
| Very Good | 15 |
| Good | 12 |
| Satisfactory | 4 |
| Unsatisfactory | 0 |

| | |
|--------------------|-------------|
| Average Score | 8 out of 10 |
| Satisfaction Index | 100 % |

Total Respondants**31****Relevance to increasing Employability**

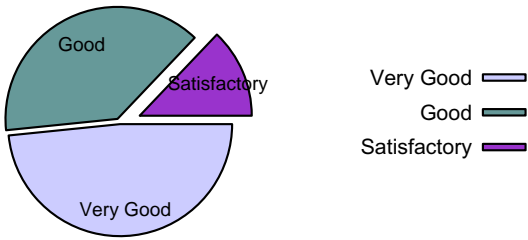
| | |
|----------------|----|
| Very Good | 12 |
| Good | 18 |
| Satisfactory | 1 |
| Unsatisfactory | 0 |

| | |
|--------------------|-------------|
| Average Score | 8 out of 10 |
| Satisfaction Index | 100 % |

Total Respondants**31**

| Overall Rating | |
|--------------------------|-----------|
| Very Good | 15 |
| Good | 12 |
| Satisfactory | 4 |
| Unsatisfactory | 0 |
| Total Respondants | 31 |

| |
|--------------------------------------|
| <p>Average Score 8 out of 10</p> |
| <p>Satisfaction Index 100 %</p> |



Note : This is a computer generated document, hence no signature required