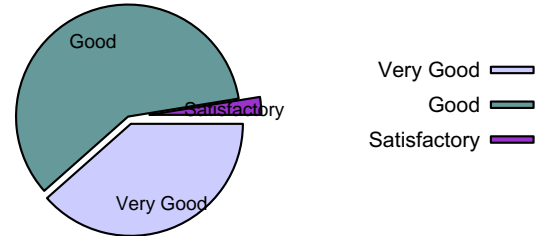


# Student Feedback on Syllabus TERM1 - 2019-2020

**Selected Classes :** FYBBI  
**Feedback About :** FC I,BC I,FA I,Be I,POM,EMFS,QM I,EVNMFS

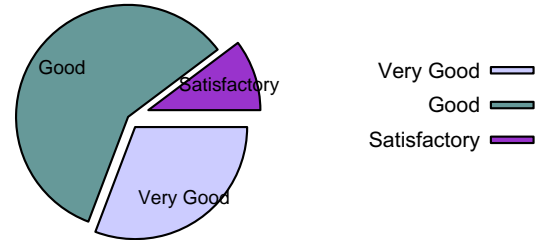
## Depth of Course Content

Very Good	15	<table border="1"> <tr> <td>Average Score</td> <td>8 out of 10</td> </tr> <tr> <td>Satisfaction Index</td> <td>100 %</td> </tr> </table>	Average Score	8 out of 10	Satisfaction Index	100 %
Average Score	8 out of 10					
Satisfaction Index	100 %					
Good	23					
Satisfactory	1					
Unsatisfactory	0					
<b>Total Respondants</b>	<b>39</b>					



## Extent of Coverage of Course

Very Good	12	<table border="1"> <tr> <td>Average Score</td> <td>8 out of 10</td> </tr> <tr> <td>Satisfaction Index</td> <td>100 %</td> </tr> </table>	Average Score	8 out of 10	Satisfaction Index	100 %
Average Score	8 out of 10					
Satisfaction Index	100 %					
Good	23					
Satisfactory	4					
Unsatisfactory	0					
<b>Total Respondants</b>	<b>39</b>					



## Applicability to Industry & Social Relevance

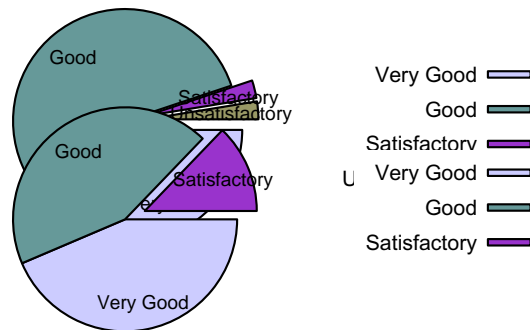
Very Good	13	<table border="1"> <tr> <td>Average Score</td> <td>8 out of 10</td> </tr> <tr> <td>Satisfaction Index</td> <td>97.44 %</td> </tr> </table>	Average Score	8 out of 10	Satisfaction Index	97.44 %
Average Score	8 out of 10					
Satisfaction Index	97.44 %					
Good	24					
Satisfactory	1					
Unsatisfactory	1					

**Total Respondants** 39

Relevance to Information Source like Library Facility Internet Facility.

Very Good	17	<table border="1"> <tr> <td>Average Score</td> <td>8 out of 10</td> </tr> <tr> <td>Satisfaction Index</td> <td>100 %</td> </tr> </table>	Average Score	8 out of 10	Satisfaction Index	100 %
Average Score	8 out of 10					
Satisfaction Index	100 %					
Good	17					
Satisfactory	5					
Unsatisfactory	0					

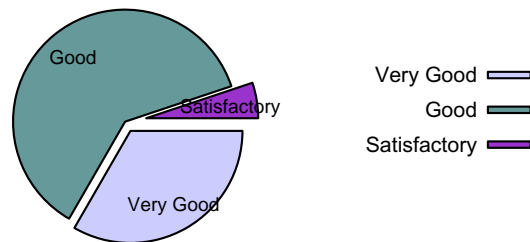
**Total Respondants** 39



Learning in Terms of Knowledge Concepts Skills & Analytical Abilities

Very Good	13	<table border="1"> <tr> <td>Average Score</td> <td>8 out of 10</td> </tr> <tr> <td>Satisfaction Index</td> <td>100 %</td> </tr> </table>	Average Score	8 out of 10	Satisfaction Index	100 %
Average Score	8 out of 10					
Satisfaction Index	100 %					
Good	24					
Satisfactory	2					
Unsatisfactory	0					

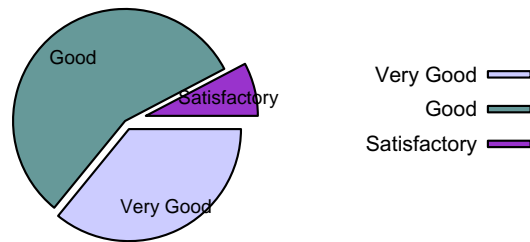
**Total Respondants** 39



Relevance to increasing Employability

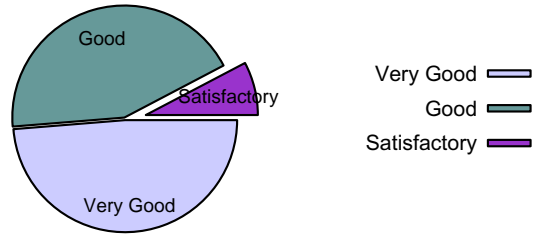
Very Good	14	<table border="1"> <tr> <td>Average Score</td> <td>8 out of 10</td> </tr> <tr> <td>Satisfaction Index</td> <td>100 %</td> </tr> </table>	Average Score	8 out of 10	Satisfaction Index	100 %
Average Score	8 out of 10					
Satisfaction Index	100 %					
Good	22					
Satisfactory	3					
Unsatisfactory	0					

**Total Respondants** 39



Overall Rating	
Very Good	19
Good	17
Satisfactory	3
Unsatisfactory	0
<b>Total Respondants</b>	<b>39</b>

<p>Average Score 9 out of 10</p>
<p>Satisfaction Index 100 %</p>



Note : This is a computer generated document, hence no signature required