

# Student Feedback on Syllabus TERM2 - 2018-2019

**Selected Classes :**

FYBA

**Feedback About :**

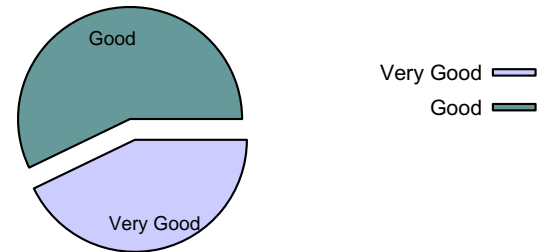
Fundamental Psychology,FC II,HUMGEO II,cs I,Anc I,Eco,MorPhil,ONLINE EXAM BA COMM SKILL ENG,ONLINE EXAM BA FC,ONLINE EXAM BA FundPsychology,ONLINE EXAM BA Moral Phil 2,ONLINE EXAM BA Intro to LIT,ONLINE EXAM BA MARATHI,ONLINE EXAM BA HINDI,BA ONLINE EXAM MicroEconomics,BA Online Exam Foundation course in NSS,BA Online Exam Foundation course in PE,SE

Depth of Course Content	
Very Good	3
Good	4
Satisfactory	0
Unsatisfactory	0
<b>Total Respondants</b>	<b>7</b>

Average Score  
9 out of 10

---

Satisfaction Index  
100 %



Extent of Coverage of Course	
Very Good	2
Good	5
Satisfactory	0
Unsatisfactory	0

Average Score  
8 out of 10

---

Satisfaction Index

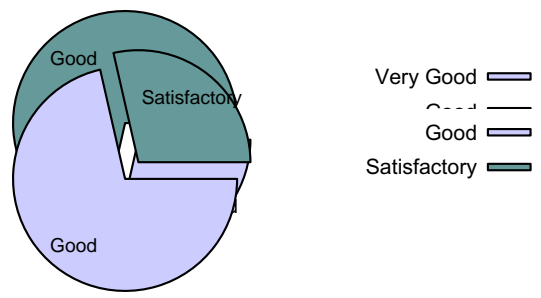
<b>Total Respondants</b>	<b>7</b>	100 %
--------------------------	----------	-------

---

Applicability to Industry & Social Relevance

---

Very Good	0	<table border="1"> <tr> <td>Average Score</td> <td>7 out of 10</td> </tr> <tr> <td>Satisfaction Index</td> <td>100 %</td> </tr> </table>	Average Score	7 out of 10	Satisfaction Index	100 %
Average Score	7 out of 10					
Satisfaction Index	100 %					
Good	5					
Satisfactory	2					
Unsatisfactory	0					
<b>Total Respondants</b>	<b>7</b>					

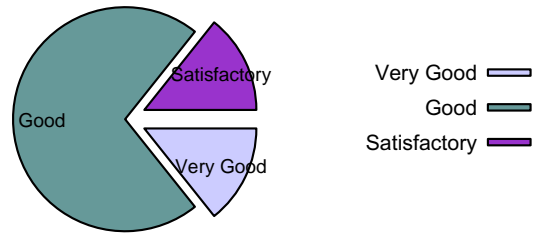



---

Relevance to Information Source like Library Facility Internet Facility.

---

Very Good	1	<table border="1"> <tr> <td>Average Score</td> <td>8 out of 10</td> </tr> <tr> <td>Satisfaction Index</td> <td>100 %</td> </tr> </table>	Average Score	8 out of 10	Satisfaction Index	100 %
Average Score	8 out of 10					
Satisfaction Index	100 %					
Good	5					
Satisfactory	1					
Unsatisfactory	0					
<b>Total Respondants</b>	<b>7</b>					

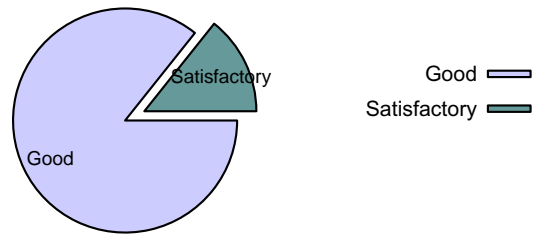



---

Learning in Terms of Knowledge Concepts Skills & Analytical Abilities

---

Very Good	0	<table border="1"> <tr> <td>Average Score</td> <td>7 out of 10</td> </tr> <tr> <td>Satisfaction Index</td> <td>100 %</td> </tr> </table>	Average Score	7 out of 10	Satisfaction Index	100 %
Average Score	7 out of 10					
Satisfaction Index	100 %					
Good	6					
Satisfactory	1					
Unsatisfactory	0					
<b>Total Respondants</b>	<b>7</b>					

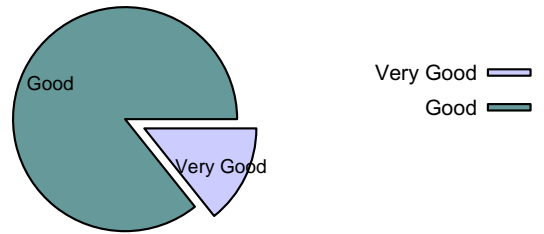


Relevance to increasing Employability	
Very Good	1
Good	6
Satisfactory	0
Unsatisfactory	0
<b>Total Respondants</b>	<b>7</b>

Average Score  
8 out of 10

---

Satisfaction Index  
100 %

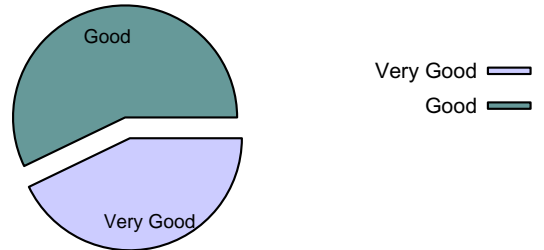


Overall Rating	
Very Good	3
Good	4
Satisfactory	0
Unsatisfactory	0
<b>Total Respondants</b>	<b>7</b>

Average Score  
9 out of 10

---

Satisfaction Index  
100 %



Note : This is a computer generated document, hence no signature required